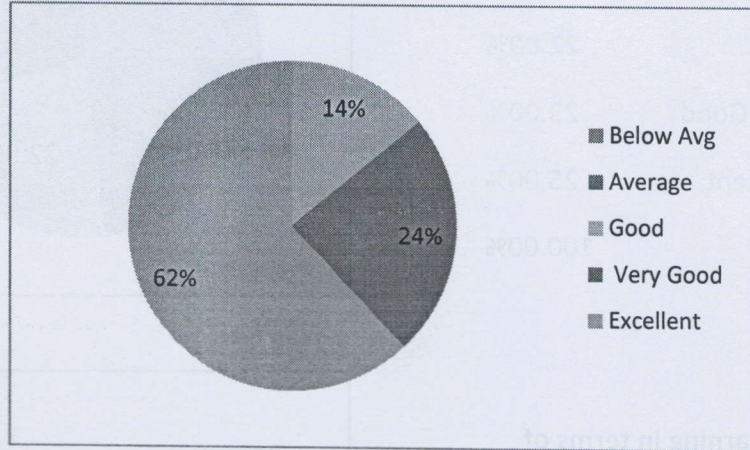


Department of Information Technology
STUDENT FEEDBACK ON CURRICULUM

Academic year 2022-23

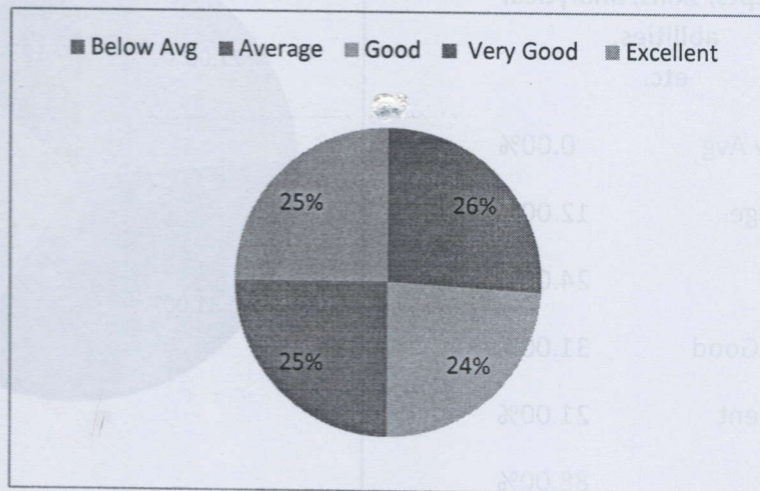
1 Scope of coverage of Course

Below Avg	0%
Average	0%
Good	14%
Very Good	24%
Excellent	62%
	100%



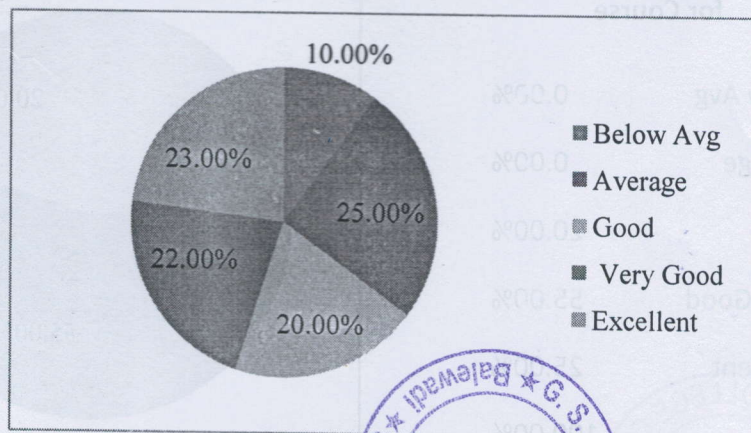
2 Depth of Course content

Below Avg	0%
Average	26%
Good	24%
Very Good	25%
Excellent	25%
	100%



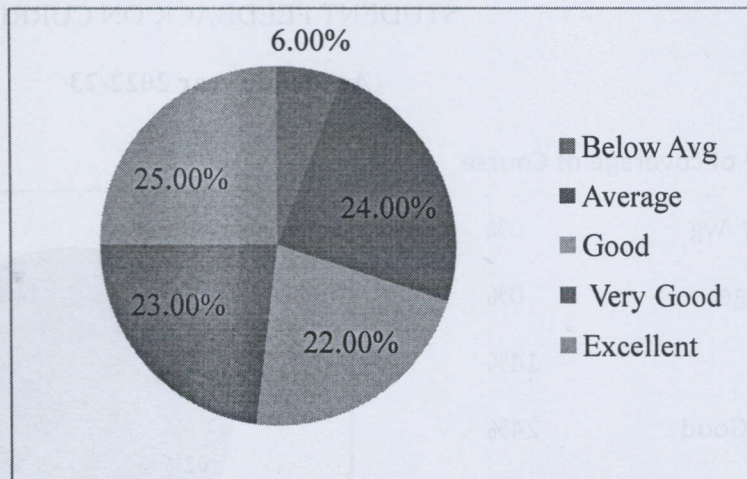
3 Applicability of curriculum in real life

Below Avg	10.00%
Average	25.00%
Good	20.00%
Very Good	22.00%
Excellent	23.00%
	100.00%



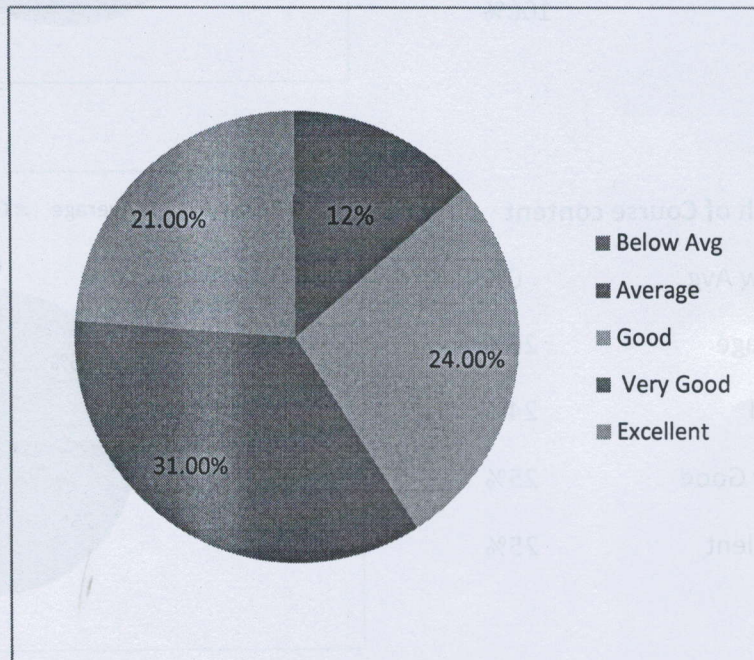
4 Difficulty level of course

Below Avg	6.00%
Average	24.00%
Good	22.00%
Very Good	23.00%
Excellent	25.00%
	100.00%




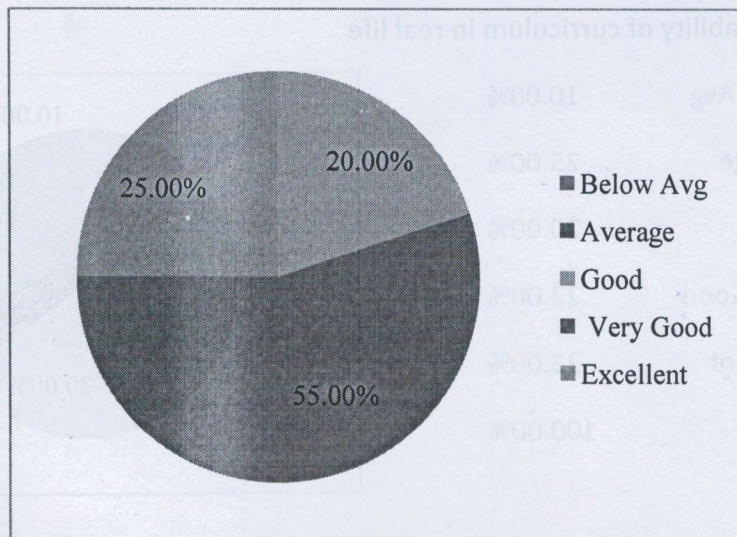
5 Learning in terms of knowledge, concepts, skills, analytical abilities, etc.

Below Avg	0.00%
Average	12.00%
Good	24.00%
Very Good	31.00%
Excellent	21.00%
	88.00%



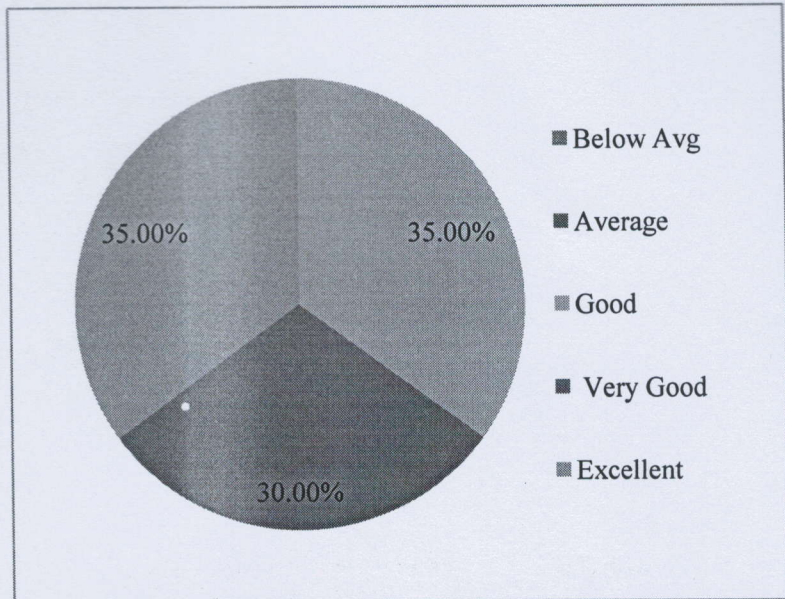
6 Weekly hours assigned for Course

Below Avg	0.00%
Average	0.00%
Good	20.00%
Very Good	55.00%
Excellent	25.00%
	100.00%



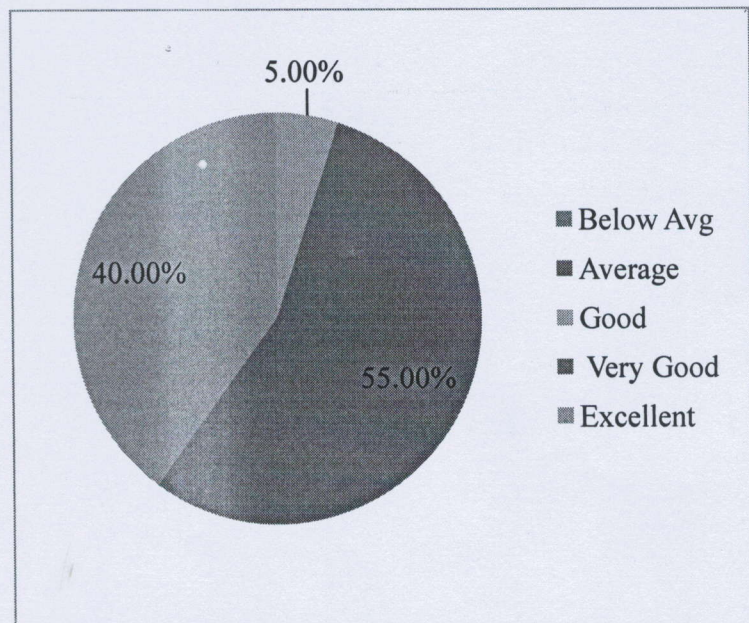
7 Relevance and adequacy of available Library books and resource material in terms of curriculum

Below Avg	0.00%
Average	0.00%
Good	35.00%
Very Good	30.00%
Excellent	35.00%
	100.00%



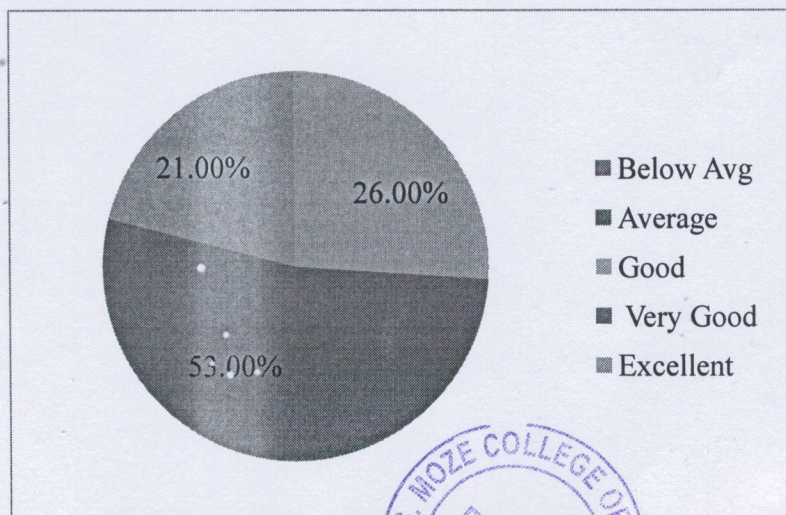
8 Relevance of lab experiments to the topics covered in the corresponding theory course.

Below Avg	0.00%
Average	0.00%
Good	5.00%
Very Good	55.00%
Excellent	40.00%
	100.00%



9 Number of hours provided for completion of each experiment/practical/ job

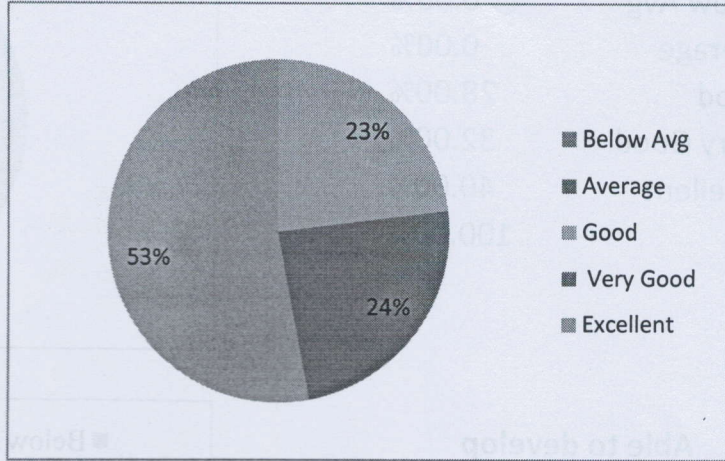
Below Avg	0.00%
Average	0.00%
Good	26.00%
Very Good	53.00%
Excellent	21.00%
	100.00%



Department of Information Technology
Parents FEEDBACK ON CURRICULUM
Academic year 2022-23

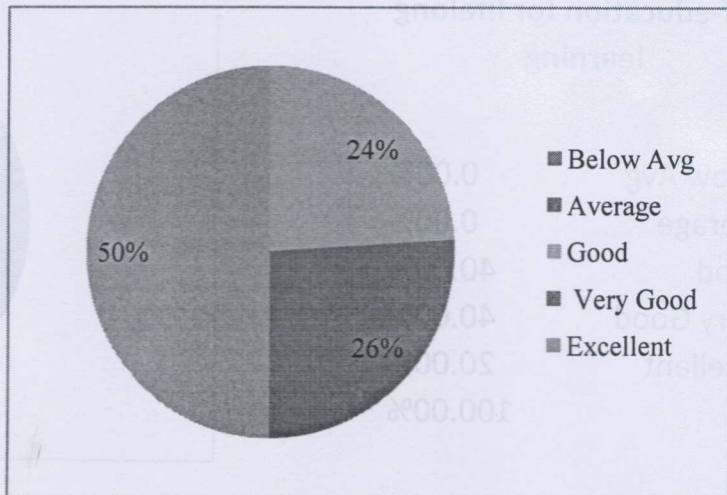
1 **Understand the imp of interdisciplinary subject and applying that knowledge in learning other engg subject**

Below Avg	0%
Average	0%
Good	23%
Very Good	24%
Excellent	53%
	100%




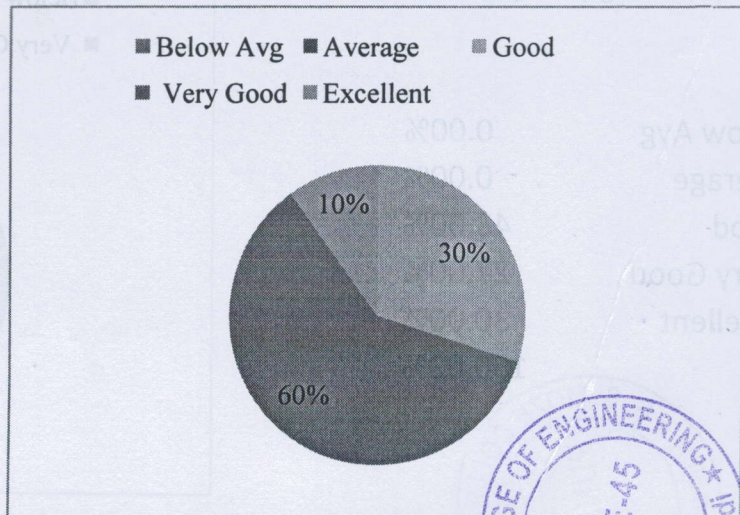
2 **Completed the basic knowledge of analysis & design based on requirements of subject**

Below Avg	0%
Average	0%
Good	24%
Very Good	26%
Excellent	50%
	100%



3 **Able to apply research based approach using innovative tools and techniques in the various fields of Information Technology**

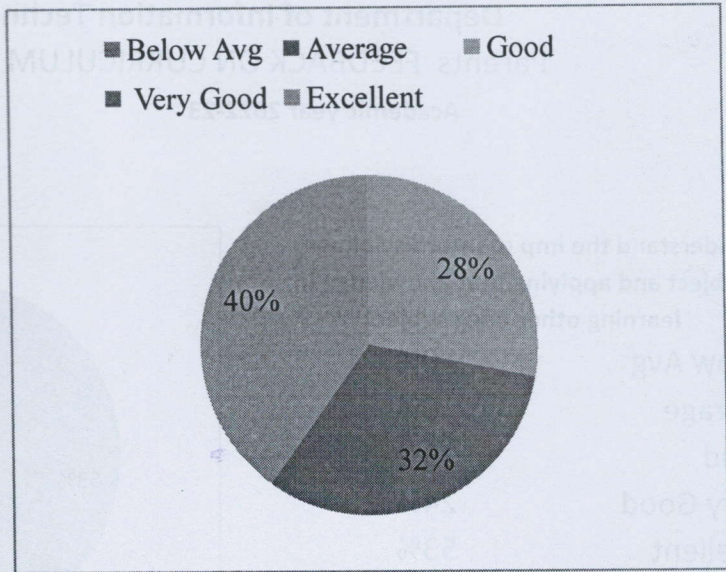
Below Avg	0.00%
Average	0.00%
Good	30.00%
Very Good	60.00%
Excellent	10.00%
	100.00%



Able to communicate effectively in both verbal and written form and develop intrapersonal and interpersonal skills

4

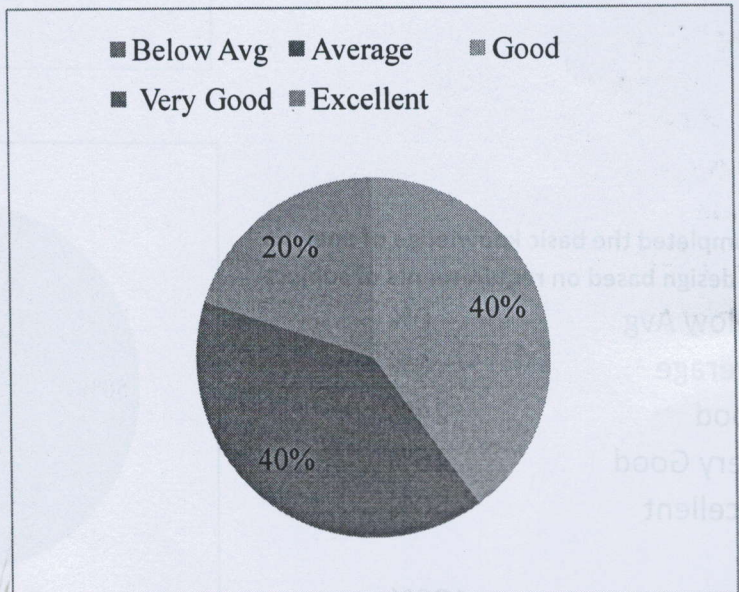
Below Avg	0.00%
Average	0.00%
Good	28.00%
Very Good	32.00%
Excellent	40.00%
	100.00%



Able to develop competencies through self-education for lifelong learning


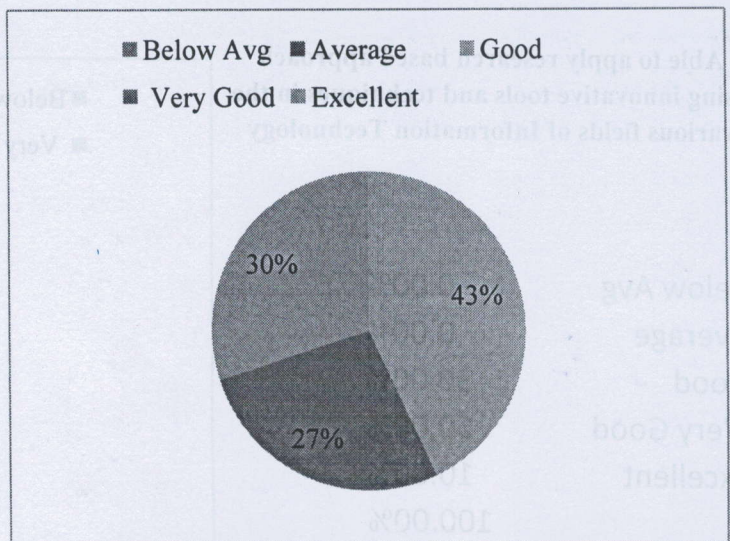
5

Below Avg	0.00%
Average	0.00%
Good	40.00%
Very Good	40.00%
Excellent	20.00%
	100.00%



6 Learning value (in terms of skills, concepts, knowledge, analytical abilities)

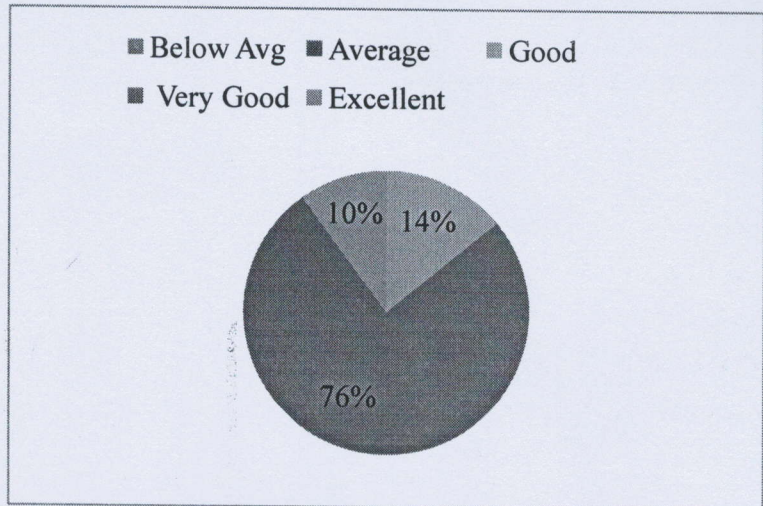
Below Avg	0.00%
Average	0.00%
Good	43.00%
Very Good	27.00%
Excellent	30.00%
	100.00%



7

Depth of the course content

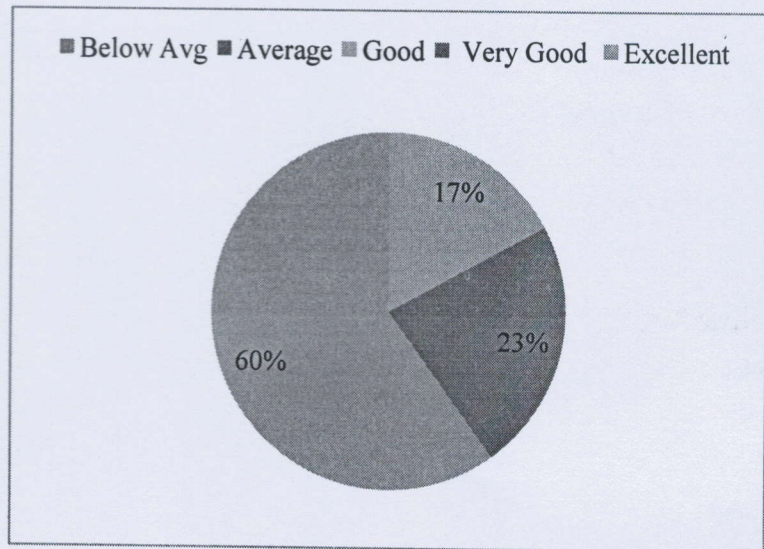
Below Avg	0.00%
Average	0.00%
Good	14.00%
Very Good	76.00%
Excellent	10.00%
	100.00%



8

Able to develop competencies through self-education for lifelong learning

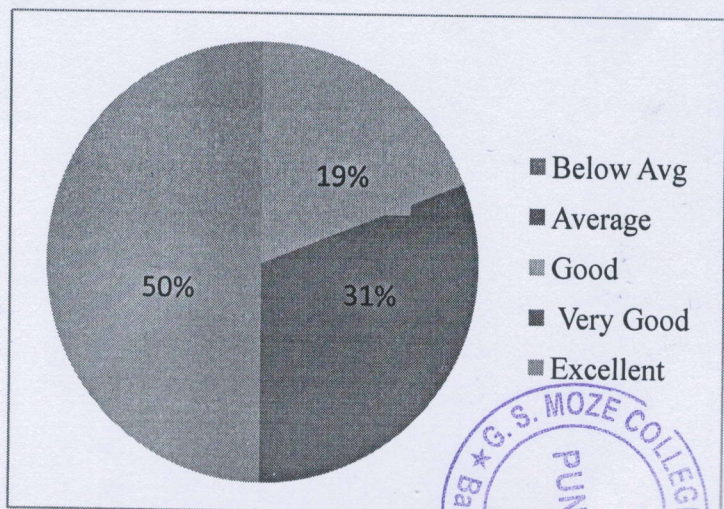
Below Avg	0.00%
Average	0.00%
Good	17.00%
Very Good	23.00%
Excellent	60.00%
	100.00%



9

Applicability/relevance to real life situations

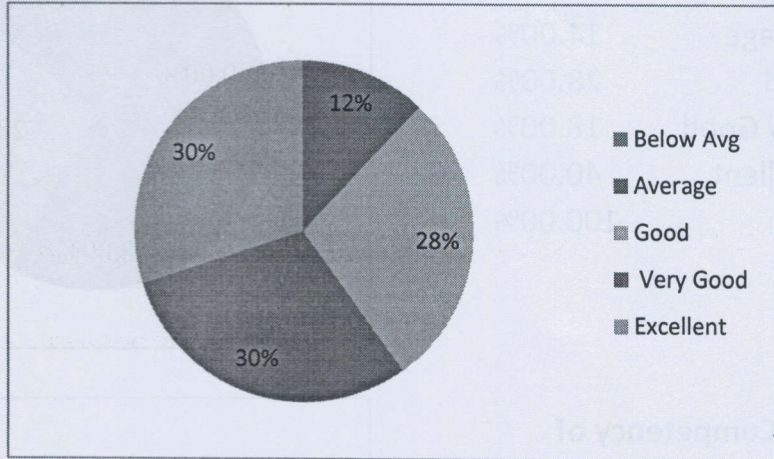
Below Avg	0.00%
Average	0.00%
Good	19.00%
Very Good	31.00%
Excellent	50.00%
	100.00%



Department of Information Technology
Faculty FEEDBACK ON CURRICULUM
Academic year 22-23

1 Appropriateness of course outcomes

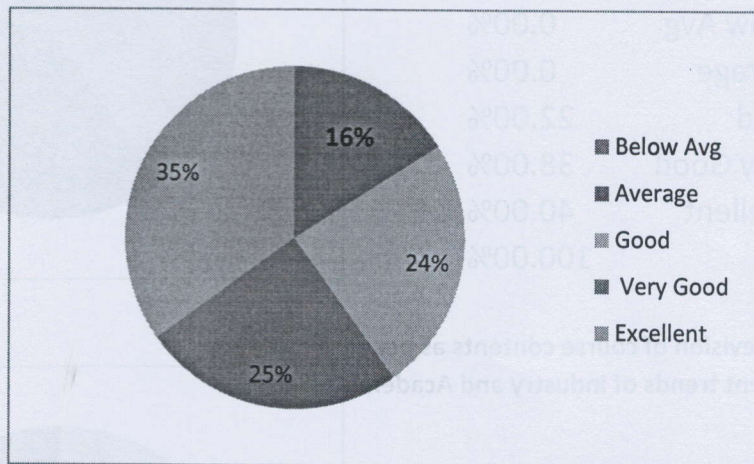
Below Avg	0%
Average	12%
Good	28%
Very Good	30%
Excellent	30%
	100%



2

Syllabus contents and Sequence of contents



Below Avg	0%
Average	16%
Good	24%
Very Good	25%
Excellent	35%
	100%



3

Coverage of important areas through course content


Below Avg	0.00%
Average	18.00%
Good	18.00%
Very Good	24.00%
Excellent	40.00%
	100.00%



Competency of student for understanding of course content

4

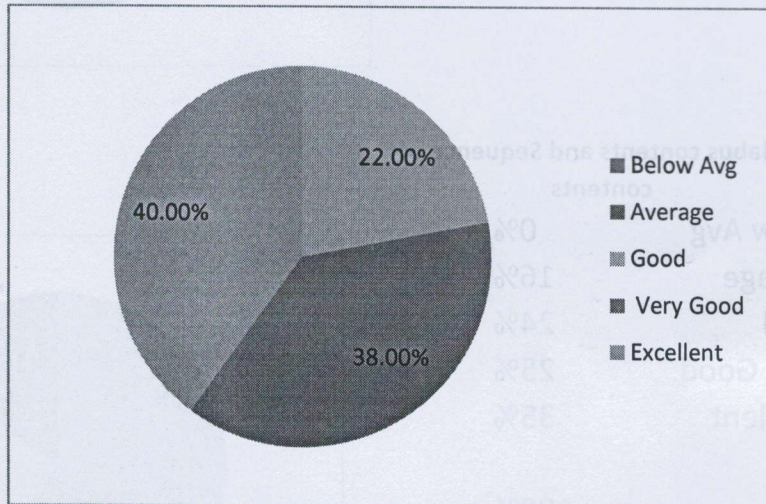
Below Avg	0.00%
Average	14.00%
Good	28.00%
Very Good	18.00%
Excellent	40.00%
	100.00%



Competency of recommended books & Availability of books

5


Below Avg	0.00%
Average	0.00%
Good	22.00%
Very Good	38.00%
Excellent	40.00%
	100.00%



Revision of course contents as per current trends of Industry and Academia

6


Below Avg	0.00%
Average	12.00%
Good	24.00%
Very Good	24.00%
Excellent	40.00%
	100.00%



Competency of course content for competitive examinations

7

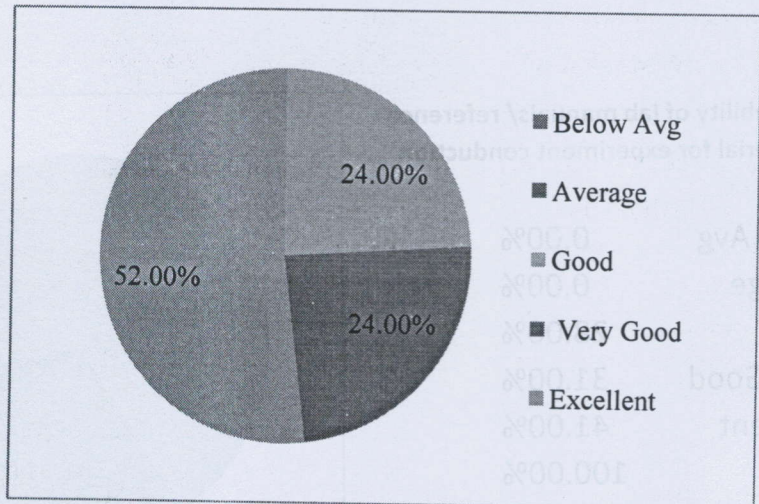
Below Avg	0.00%
Average	0.00%
Good	22.00%
Very Good	38.00%
Excellent	40.00%
	100.00%



Implementation of pedagogical strategies

8


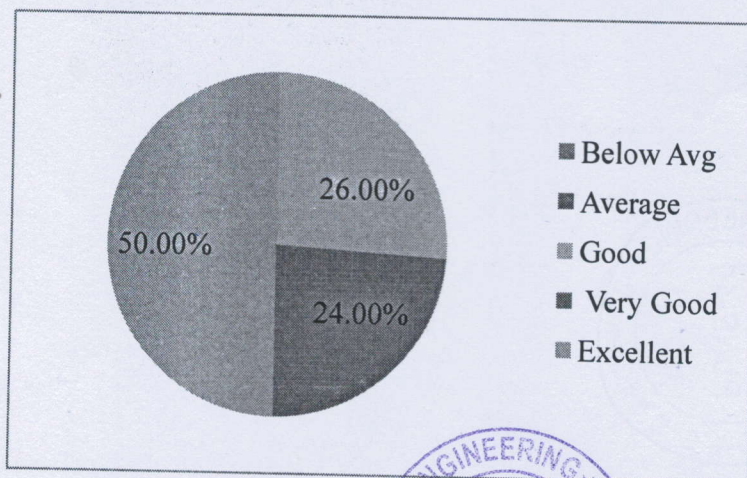
Below Avg	0.00%
Average	0.00%
Good	24.00%
Very Good	24.00%
Excellent	52.00%
	100.00%



Relevance of Practical courses with nature of program

9


Below Avg	0.00%
Average	0.00%
Good	26.00%
Very Good	24.00%
Excellent	50.00%
	100.00%



Effective planning of lab experiments for the semester course

10


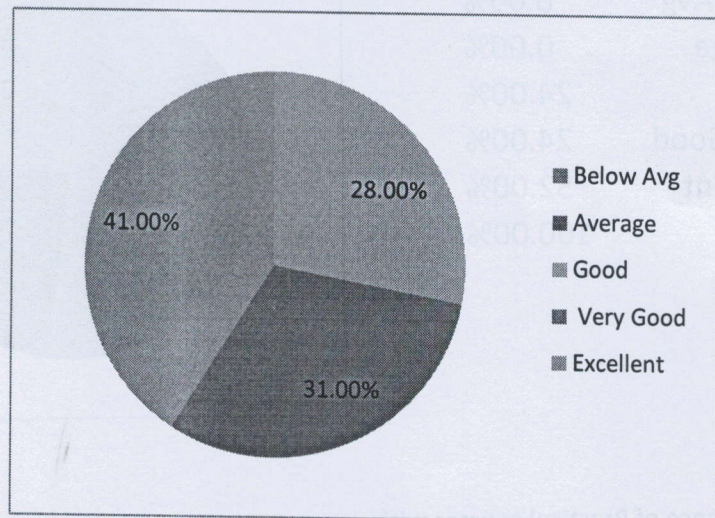
Below Avg	0.00%
Average	0.00%
Good	36.00%
Very Good	24.00%
Excellent	40.00%
	100.00%



Availability of lab manuals/ reference material for experiment conduction

11

Below Avg	0.00%
Average	0.00%
Good	28.00%
Very Good	31.00%
Excellent	41.00%
	100.00%

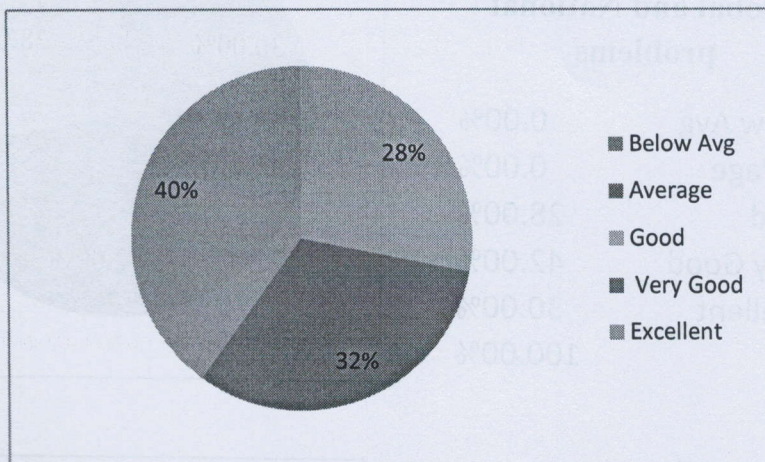


Department of Information Technology
Employer feedback on curriculum

Availability of flexibility in the choice of subjects

1

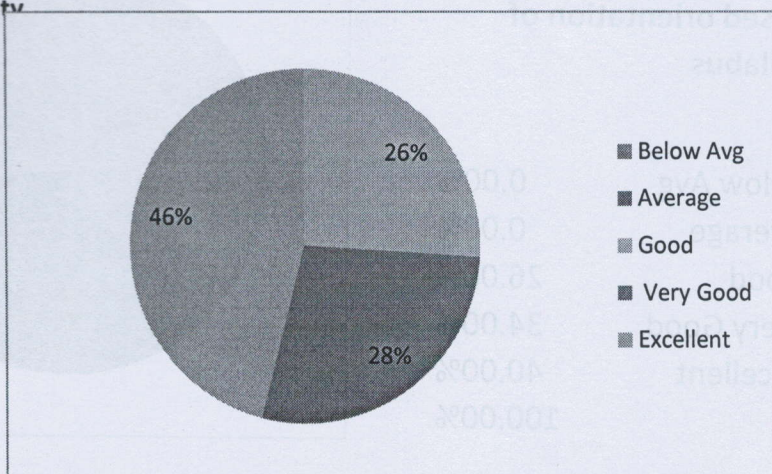
Below Avg	0%
Average	0%
Good	28%
Very Good	32%
Excellent	40%
	100%



Curriculum relevancy for employability and job placement

2


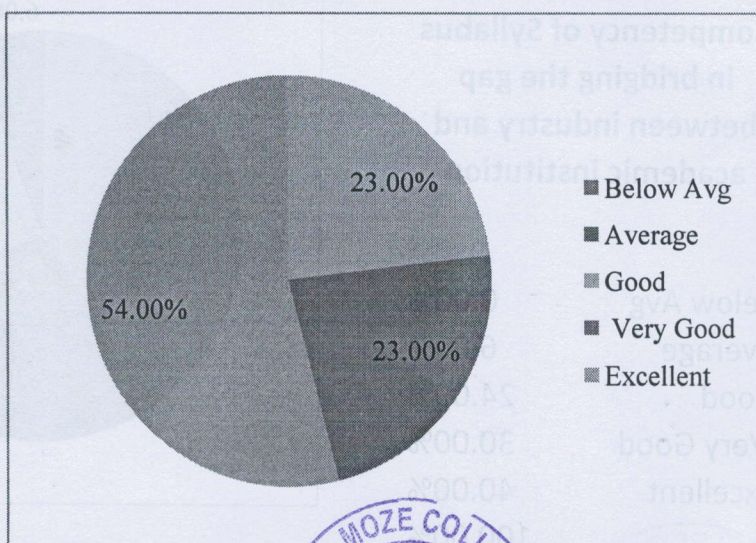
Below Avg	0%
Average	0%
Good	26%
Very Good	28%
Excellent	46%
	100%



Effectiveness of curriculum for development of entrepreneurship

3

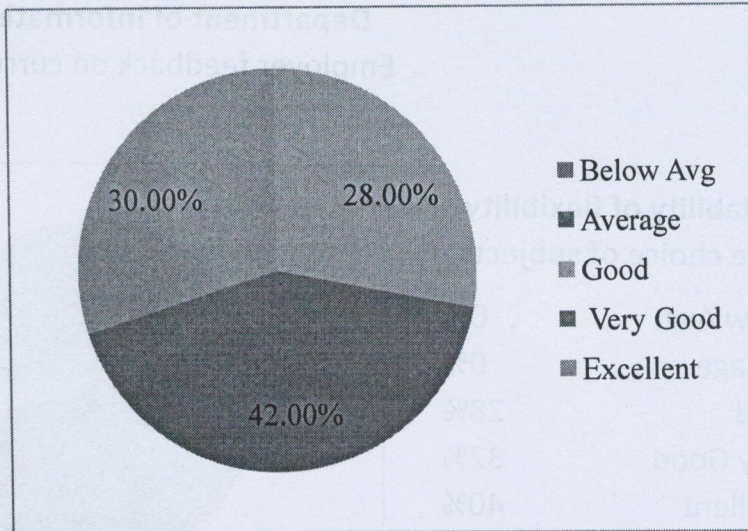
Below Avg	0.00%
Average	0.00%
Good	23.00%
Very Good	23.00%
Excellent	54.00%
	100.00%



Curriculum relevancy for the solution of Global and National problems

4

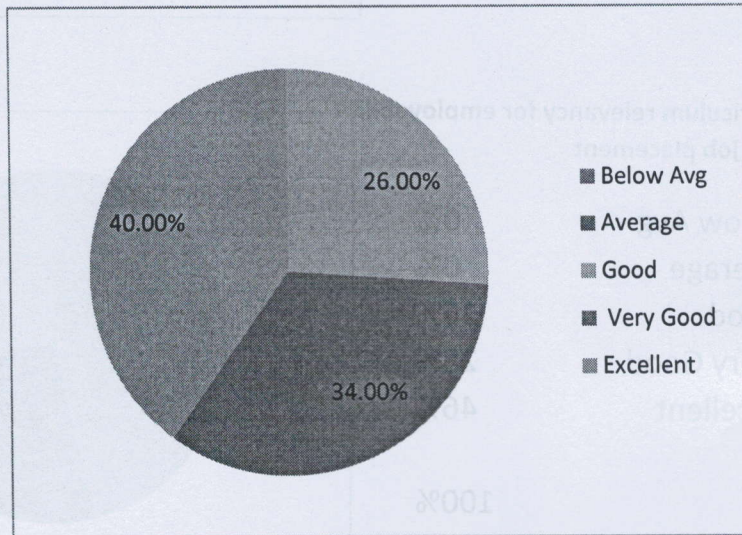
Below Avg	0.00%
Average	0.00%
Good	28.00%
Very Good	42.00%
Excellent	30.00%
	100.00%



Job, skill and value based orientation of syllabus

5

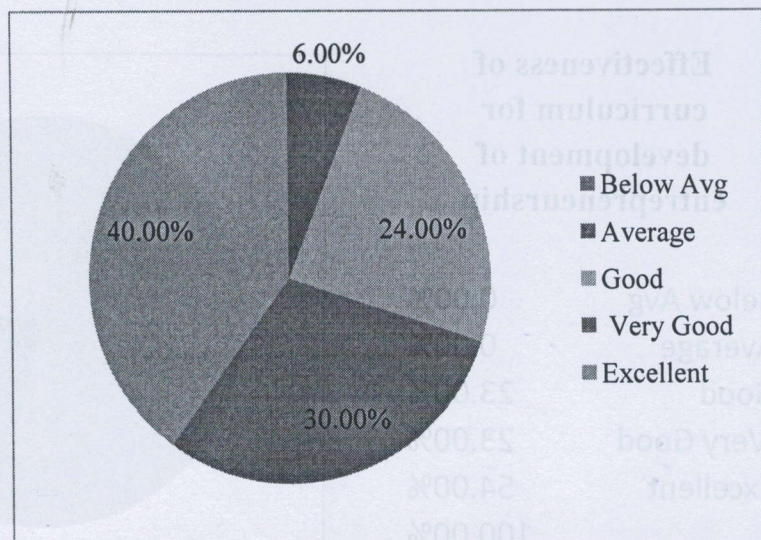
Below Avg	0.00%
Average	0.00%
Good	26.00%
Very Good	34.00%
Excellent	40.00%
	100.00%



Competency of Syllabus in bridging the gap between industry and academic institution

6

Below Avg	0.00%
Average	6.00%
Good	24.00%
Very Good	30.00%
Excellent	40.00%
	100.00%



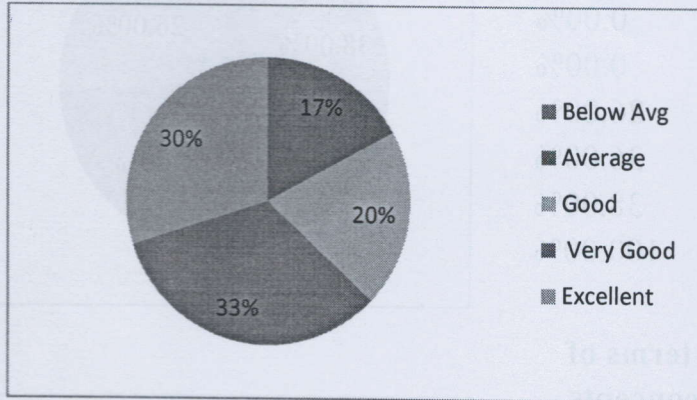
Department of Information Technology

Alumni feedback on curriculum

Academic year 22-23

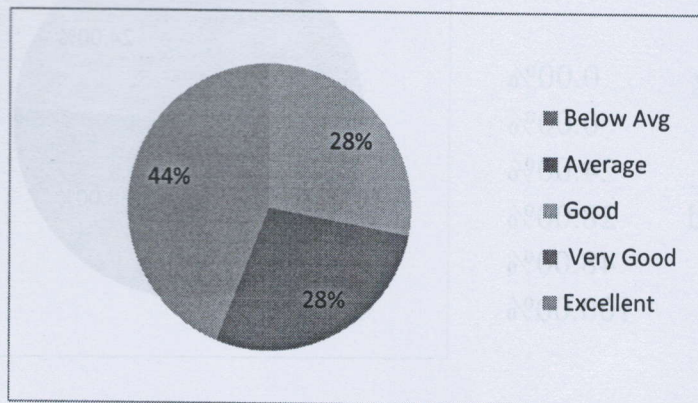
1 Scope of coverage of course

Below Avg	0%
Average	17%
Good	20%
Very Good	33%
Excellent	30%
	100%





2 Depth of Course content

Below Avg	0%
Average	0%
Good	28%
Very Good	28%
Excellent	44%
	100%



3 Applicability of curriculum in real life world/situations


Below Avg	0.00%
Average	0.00%
Good	32.00%
Very Good	33.00%
Excellent	35.00%
	100.00%



4

Difficulty level of course

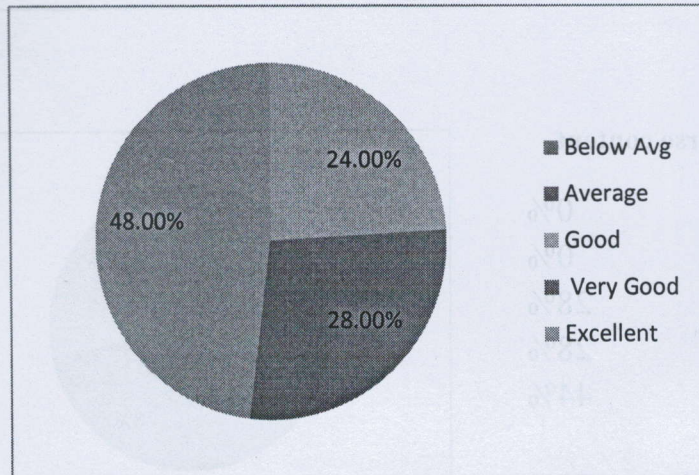
Below Avg	0.00%
Average	0.00%
Good	26.00%
Very Good	36.00%
Excellent	38.00%
	100.00%



5

Learning in terms of knowledge, concepts, skills, analytical abilities, etc.


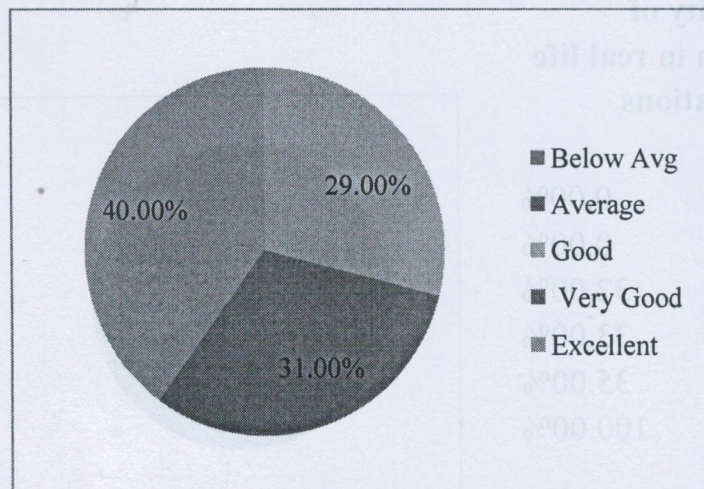
Below Avg	0.00%
Average	0.00%
Good	24.00%
Very Good	28.00%
Excellent	48.00%
	100.00%



6

Competency of course content for employment

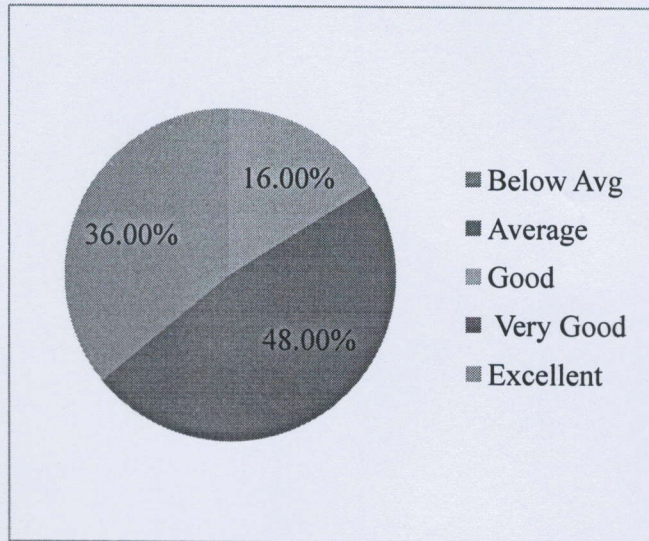
Below Avg	0.00%
Average	0.00%
Good	29.00%
Very Good	31.00%
Excellent	40.00%
	100.00%



Competency of course content for entrepreneurship/ start-up

7


Below Avg	0.00%
Average	0.00%
Good	16.00%
Very Good	48.00%
Excellent	36.00%
	100.00%



Course content sensitization towards societal and environmental issues and foster values through curriculum.

8


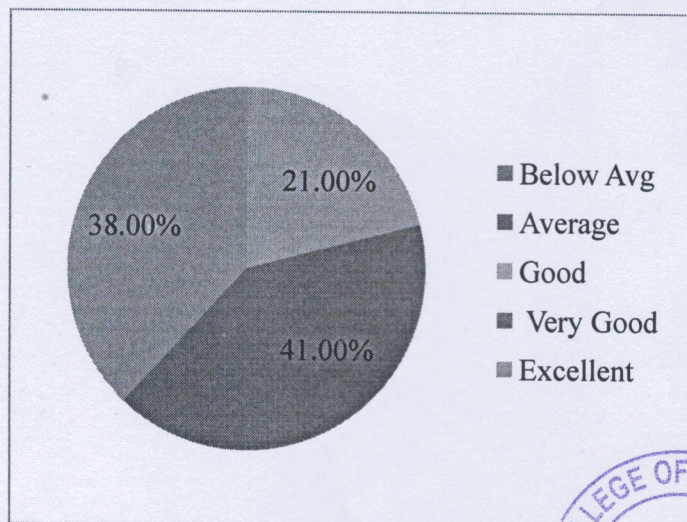
Below Avg	0.00%
Average	0.00%
Good	38.00%
Very Good	32.00%
Excellent	30.00%
	100.00%



Holistic development of student through curricular and co-curricular activities

9


Below Avg	0.00%
Average	0.00%
Good	21.00%
Very Good	41.00%
Excellent	38.00%
	100.00%



Department of IT
STUDENT FEEDBACK ON AMBIENCE
Academic year22-23


1.Computer Lab Facility

Below Avg	0%
Average	0%
Good	33%
Very Good	70%
Excellent	15%
	118%



ICT Classroom Facility


Below Avg	0%
Average	0%
Good	44%
Very Good	44%
Excellent	25%



113%


Library Facility

Below Avg	0.00%
Average	0.00%
Good	55.00%
Very Good	45.00%
Excellent	50.00%
	150.00%




Drinking Water Facility

Below Avg	0.00%
Average	0.05%
Good	30.00%
Very Good	50.00%
Excellent	20.00%
	100.05%




Wash room Facility

Below Avg	0.00%
Average	0.00%
Good	25.00%
Very Good	80.00%
Excellent	10.00%
	115.00%



Internet Facility


Below Avg	0.00%
Average	0.05%
Good	30.00%
Very Good	60.00%
Excellent	20.00%



Department of IT
PARENT FEEDBACK ON AMBIENCE
Academic year 22-23


1. Computer Lab Facility

Below Avg	0%
Average	0%
Good	33%
Very Good	80%
Excellent	15%
	128%




ICT Classroom Facility

Below Avg	0%
Average	0%
Good	33%
Very Good	60%
Excellent	25%




Library Facility

Below Avg	0.00%
Average	0.00%
Good	55.00%
Very Good	55.00%
Excellent	50.00%
	160.00%




Drinking Water Facility

Below Avg	0.00%
Average	0.05%
Good	30.00%
Very Good	60.00%
Excellent	20.00%
	110.05%





Wash room Facility

Below Avg	0.00%
Average	0.00%
Good	25.00%
Very Good	80.00%
Excellent	10.00%
	115.00%



Internet Facility


Below Avg	0.00%
Average	0.05%
Good	30.00%
Very Good	60.00%
Excellent	20.00%



Department of IT
FACULTY FEEDBACK ON AMBIENCE
Academic year 22-23

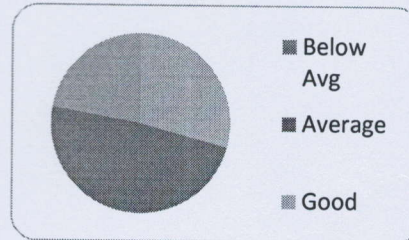
1. Computer Lab Facility

Below Avg	0%
Average	0%
Good	33%
Very Good	70%
Excellent	15%
	118%



ICT Classroom Facility


Below Avg	0%
Average	0%
Good	33%
Very Good	55%
Excellent	25%



113%


Library Facility

Below Avg	0.00%
Average	0.00%
Good	55.00%
Very Good	45.00%
Excellent	50.00%
	150.00%



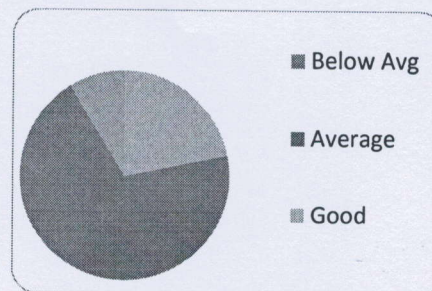
Drinking Water Facility

Below Avg	0.00%
Average	0.05%
Good	30.00%
Very Good	60.00%
Excellent	20.00%
	110.05%




Wash room Facility

Below Avg	0.00%
Average	0.00%
Good	25.00%
Very Good	80.00%
Excellent	10.00%
	115.00%



Internet Facility


Below Avg	0.00%
Average	0.05%
Good	30.00%
Very Good	60.00%
Excellent	20.00%



Department of IT
EMPLOYER FEEDBACK ON AMBIENCE
Academic year 22-23


1. Computer Lab Facility

Below Avg	0%
Average	0%
Good	33%
Very Good	70%
Excellent	15%
	118%



ICT Classroom Facility


Below Avg	0%
Average	0%
Good	33%
Very Good	55%
Excellent	25%



113%


Library Facility

Below Avg	0.00%
Average	0.00%
Good	55.00%
Very Good	45.00%
Excellent	50.00%
	150.00%



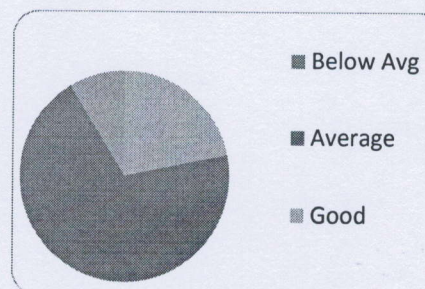
Drinking Water Facility

Below Avg	0.00%
Average	0.05%
Good	30.00%
Very Good	60.00%
Excellent	20.00%
	110.05%




Wash room Facility

Below Avg	0.00%
Average	0.00%
Good	25.00%
Very Good	80.00%
Excellent	10.00%
	115.00%



Internet Facility


Below Avg	0.00%
Average	0.05%
Good	30.00%
Very Good	60.00%
Excellent	20.00%



Department of IT
ALUMNI FEEDBACK ON AMBIENCE
Academic year 22-23


1. Computer Lab Facility

Below Avg	0%
Average	0%
Good	33%
Very Good	80%
Excellent	15%
	128%



ICT Classroom Facility


Below Avg	0%
Average	0%
Good	33%
Very Good	60%
Excellent	25%



118%


Library Facility

Below Avg	0.00%
Average	0.00%
Good	55.00%
Very Good	55.00%
Excellent	50.00%
	160.00%




Drinking Water Facility

Below Avg	0.00%
Average	0.05%
Good	30.00%
Very Good	60.00%
Excellent	20.00%
	110.05%



Wash room Facility

Below Avg	0.00%
Average	0.00%
Good	25.00%
Very Good	80.00%
Excellent	10.00%
	115.00%



Internet Facility

Below Avg	0.00%
Average	0.05%
Good	30.00%
Very Good	60.00%
Excellent	20.00%

